



View the full report at usa.childcareaware.org/priceofcare



From the main report webpage, you can access the main report, appendices, county-level price supplement, and the interactive map.



Questions? Contact research@usa.childcareaware.org



How to Access *The US and the High Price of Child Care* and Supplemental Materials

Navigating the Interactive Map

The US and the High Price of Child Care: 2019

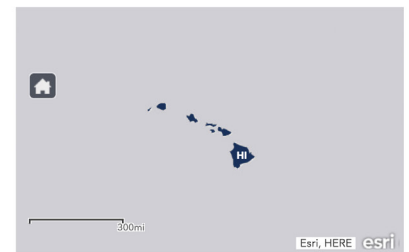
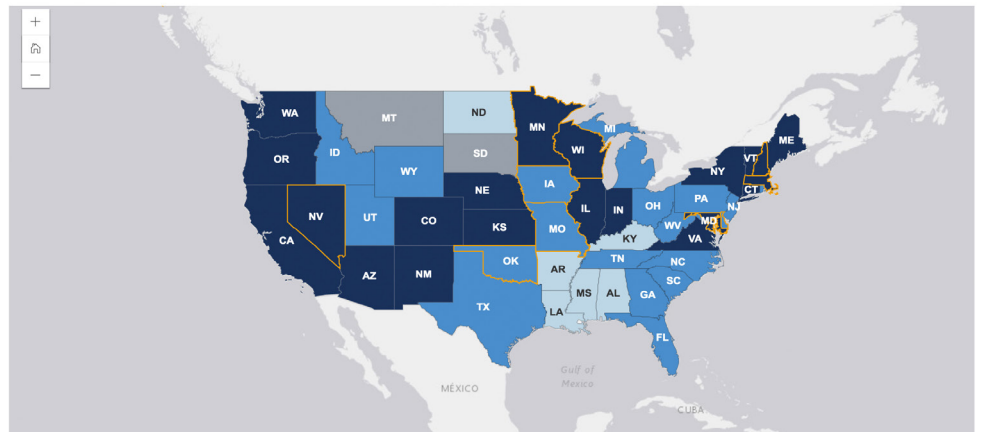
[Home](#) • [Advocacy & Public Policy](#) • [Resources](#) • [The US and the High Price of Child Care: 2019](#)

The U.S. and the High Price of Child Care: An Examination of a Broken System

Child Care Aware® of America's interactive Price of Child Care map allows you to actively engage and examine the average price and affordability of child care across states. This map shows the range in child care affordability for families with an infant in center-based child care. Please note: affordability percentages have been rounded to the nearest whole number. *This map is best viewed on a computer, not on a mobile device. If viewing on a mobile device, press the "home" button on the map to explore.*

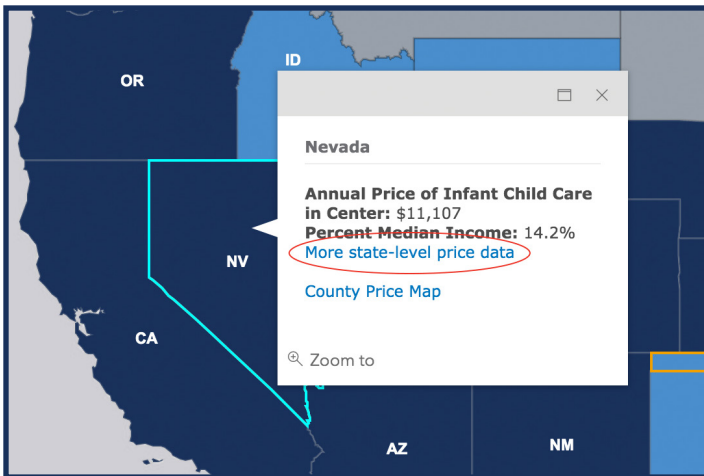
This year's map includes county-level data for 11 states (outlined in orange): Alaska, Delaware, Iowa, Maryland, Massachusetts, Minnesota, Missouri, Nevada, New Hampshire, Oklahoma, and Wisconsin. You can view the county price maps by clicking on one of these states, then clicking "County Price Map" in the pop-up. We have also added updated printable fact sheets with child care price and affordability data to each state. You can view these by clicking "More state-level price data" in each state pop-up.

Please note: Alaska and Hawaii can be viewed in smaller map windows below the continental U.S. map. To view the child care price and affordability for AK and HI, click on the arrow in the right-hand corner of the pop-up.



The map is color-coded by child care affordability for center-based child care for infants. This is a comparison of annual median household income for married couple families to the annual price of center-based infant child care.

To access more data, click on a state.

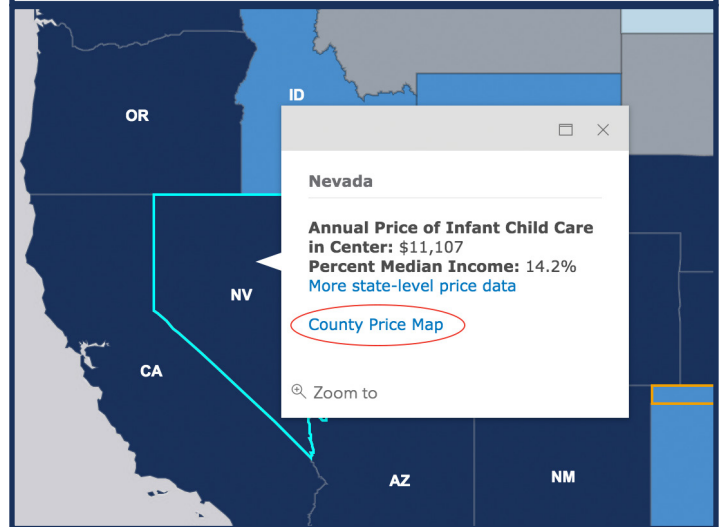


A pop-up window will appear with some basic information about the annual price for center-based child care for infants.

To access more data, click on "More-state level price data"

For states that contributed county-level child care price data, an option to view additional data is available by clicking "County Price Map"

Note: Alaska, Delaware, Iowa, Maryland, Massachusetts, Minnesota, Missouri, Nevada, New Hampshire, Oklahoma, and Wisconsin contributed county-level child care price data for the 2019 U.S. and the High Price of Child Care report.



Clicking on "More-state level price data" will direct you to a pdf of child care price information for that state.

Price of Child Care in: NEVADA



Annual Price of Child Care

Center	Home
\$11,107 Infant Care	\$8,892
\$19,919 Infant and a 4 year old	\$17,058

Price Comparisons



Center-based infant care
\$11,107



Public four-year university tuition
\$7,660



Average annual mortgage payments
\$17,064

Percent of Income Spent on Child Care

Center	Home
14.2% Infant child care - married couple family	11.3%
25.4% Two children - married couple family	21.8%
37.7% Infant child care - single parent	30.2%
67.7% Two children - single parent	58.0%
79.4% Married family with two children at the poverty line	68.0%

Living in Nevada

In Nevada, single parents pay 37.7% of their income for center-based infant child care. Married parents of two children living at the poverty line pay 79.4% of their household income for center-based child care. The average price of center-based infant child care in Nevada is more than the average annual tuition and fees at a public four-year college or university.



Clicking on "County Price Map" will direct you to a county-level map of the state which is color-coded by child care affordability for center-based infant child care.

